

# Section 1: 2015-2016 Exceptions - Current Month Performance



Comments on Indicators rated Red or Amber



Generated on: 27 November 2015 11:46

**Expected Outcome** At risk of missing target



**Responsible OUs** People

MPR Code	Short Name	Minimise or Maximise	Latest Month	Month's Value	Month's Target	Annual Target 2015/16	Expected Outcome	Better or worse than last year	Comment - explanation of current performance, actions to improve performance and anticipated future performance	Scrutiny Committee
CP 1.3	The percentage of children reported to the police as having run away that receive an independent return to home interview [Cumulative]	Aim to Maximise	October 2015	78.2%	85%	85%			<p>From 1st April to 31st October 2015, 101 missing children returned to home. 22 of these have not been seen, so 79 have been seen (78.2%).</p> <p>Of the 22 children who have not been interviewed, 12 children have never been seen and 10 have had unsuccessful visits. Reasons for the 12 never seen;</p> <p>2 are out of borough,                      1 is open to Essex and now in custody,                      3 we received the found reports only recently from the police, and,                      6 were found in October and due to be visited.</p> <p>Reasons for the 10 unsuccessful visits.</p> <p>6 went missing once and had no response to multiple contact attempts.                      1 child went missing twice and is due to be seen by Essex SC.                      1 child went missing once and is LAC.                      1 child went missing once and refused a visit.                      1 Essex LAC child went missing 6 times and refused all visits.</p>	People Scrutiny



**Expected Outcome** At risk of missing target  
**Responsible OUs** Place

MPR Code	Short Name	Minimise or Maximise	Latest Month	Month's Value	Month's Target	Annual Target 2015/16	Expected Outcome	Better or worse than last year	Comment - explanation of current performance, actions to improve performance and anticipated future performance	Scrutiny Committee
CP 1.1	Score against 10 BCS crimes; Theft of vehicle, theft from vehicle, vehicle interference, domestic burglary, theft of cycle, theft from person, criminal damage, common assault, woundings, robbery. [Cumulative]	Aim to Minimise	October 2015	4920	4478	7389			Southend Community Safety Partnership continues to monitor closely the current performance on crime figures. The majority of the increase in reported crime is within the category 'violence without injury' – typically common assault, harassment and threat offences. A large proportion of these offences have been reported following domestic abuse incidents, which is encouraging as we know that this is traditionally a crime type that is under-reported. Also within this crime category is a change in national crime recording rules which means that Malicious Communications is now recorded as a crime. About 70 such offences have been recorded this year that would not have been recorded last year. The CSP has commissioned a detailed crime strategic intelligence assessment for the Borough, which should provide a broader picture and assist in addressing the priorities for crime and disorder over the coming year.	Policy & Resources Scrutiny



**Expected Outcome** Some slippage against target  
**Responsible OUs** Corporate Services

MPR Code	Short Name	Minimise or Maximise	Latest Month	Month's Value	Month's Target	Annual Target 2015/16	Expected Outcome	Better or worse than last year	Comment - explanation of current performance, actions to improve performance and anticipated future performance	Scrutiny Committee
CP 5.4	Working days lost per FTE due to sickness - excluding school staff [Cumulative]	Aim to Minimise	October 2015	3.69	3.51	7.20			This month's Corporate result has missed the in-month target, and the Corporate cumulative result is slightly above target. HR will continue to work with our Occupational Health provider to address absence trends and implement strategies to manage absence. The sickness absence action plan 2015/16 continues to be implemented so that additional preventative measures can continue to take effect.	Policy & Resources Scrutiny



**Expected Outcome** Some slippage against target  
**Responsible OUs** People



MPR Code	Short Name	Minimise or Maximise	Latest Month	Month's Value	Month's Target	Annual Target 2015/16	Expected Outcome	Better or worse than last year	Comment - explanation of current performance, actions to improve performance and anticipated future performance	Scrutiny Committee
CP 3.1	Proportion of older people 65 and over who were still at home 91 days after discharge from hospital to rehab/rehab [Cumulative]	Aim to Maximise	October 2015	82.8%	86%	86%			For October, 111 people from 134 were still at home after 3 months of starting reablement (82.8%). Year to date, 915 people started reablement, of which 753 (82.3%) were at home 3 months later.	People Scrutiny

**Expected Outcome** Some slippage against target  
**Responsible OUs** Place

MPR Code	Short Name	Minimise or Maximise	Latest Month	Month's Value	Month's Target	Annual Target 2015/16	Expected Outcome	Better or worse than last year	Comment - explanation of current performance, actions to improve performance and anticipated future performance	Scrutiny Committee
CP 2.3	Percentage of household waste sent for reuse, recycling and composting [Cumulative]	Aim to Maximise	October 2015	51.49%	54.00%	54.00%			Over the past 18 months there has been a regional decline in recycling targets across all 12 Districts/Boroughs within Essex (average - 2.6%). There has also been a general increase in total waste arising (average +3.1 %). Commissioning status at the partnerships Mechanical Biological Treatment Plant was also delayed meaning residual waste has not been processed to extract recycling which would have equated to a recycling increase of 3-4% to the 2015-16 figure; black bag waste has now commenced being taken into the MBT.	Place Scrutiny

**Expected Outcome** Some slippage against target  
**Responsible OUs** Public Health

MPR Code	Short Name	Minimise or Maximise	Latest Month	Month's Value	Month's Target	Annual Target 2015/16	Expected Outcome	Better or worse than last year	Comment - explanation of current performance, actions to improve performance and anticipated future performance	Scrutiny Committee
CP 3.4	Public Health Responsibility Deal [Cumulative]	Aim to Maximise	October 2015	15	23	40			We have had 2 sign ups to the PHRD in October.  The Business Engagement Officer's induction programme is now complete and contact is being made with businesses through a variety of networks.	People Scrutiny

MPR Code	Short Name	Minimise or Maximise	Latest Month	Month's Value	Month's Target	Annual Target 2015/16	Expected Outcome	Better or worse than last year	Comment - explanation of current performance, actions to improve performance and anticipated future performance	Scrutiny Committee
CP 3.5	Number of people successfully completing 4 week stop smoking course [Cumulative]	Aim to Maximise	October 2015	518	650	1,300			<p>Final quit figures for October are unlikely to complete until the end of December as Department of Health guidelines state successful quits can be registered up to 42 days after quit date is set.</p> <p>In September the lung test campaign took place and over 1000 tests were undertaken. 25% of the people tested were smokers and were given information and signposted to stop smoking services.</p> <p>The national Stoptober road show campaign and media exposure commenced mid-September, with activities continuing throughout October around the borough.</p>	People Scrutiny